

**Auditors' Report**  
of  
**Ansar-VDP Unnyan Bank**  
For the year ended on June 30, 2023

**Octokhan**  
Chartered Accountants  
Baridhara DOHS, Dhaka-1206  
Ph#: (+8802) 8411367-9  
Email: octokhan@btconnect.com



**Rahman Mostafa Alam & Co.**  
Chartered Accountants  
Baridhara DOHS, Dhaka-1206  
Ph#: (+8802) 8411367-9  
Email: octokhan@btconnect.com

**ANSAR-VDP UNNAYAN BANK**  
Auditors' Report and Financial Statements  
Table of Contents  
For the year ended on June 30, 2023

<b>Sl. No.</b>	<b>Particulars</b>	<b>Page No.</b>
1	Independent Auditors' Report	1-7
2	Statement of Financial Position (Balance Sheet)	8-9
3	Profit & Loss Account	10
4	Statement of Changes in Equity	11
5	Statement of Cash Flows	12
6	Liquidity Statement	13
7	Notes to the Financial Statements	14-31
8	Schedule of Fixed Assets (Annexure-A)	32
9	Highlights of Bank's Performance	33
10	Calculation of Net Worth	34
11	Schedule of Risk Weighted Assets	35
12	Calculation of Key Important Ratio	36

**Independent Auditors' Report  
To the Shareholders of  
Ansar-VDP Unnayan Bank**

**Report on the Audit of the Financial Statements**

**Qualified Opinion**

We have audited the financial statements of **Ansar-VDP Unnayan Bank** (the “Bank”), which comprise the statements of Financial Position as at June 30, 2023, the profit or loss accounts, the statement of changes in equity, statement of cash flows for the year then ended, and notes to the financial statements, including a summary of significant accounting policies and other explanatory information disclosed in notes 1 to 39 and Annexure-A.

In our opinion, except for the effects of the matter described in the Basis for Qualified Opinion section of our report, the accompanying financial statements of the bank give a true and fair view of the financial position of the Bank as at June 30, 2023 and of its financial performance and its cash flows for the year then ended in accordance with International Financial Reporting Standards (IFRSs) as explained in note 2, annexures and other applicable laws and regulations.

**Basis for Qualified Opinion**

1. Due to scope limitation we were unable to verify the followings:
  - a) Current tax addition amounting Tk. 48,977,543. (Current tax calculation has not been provided).
  - b) Fixed assets addition amounting Tk. 1,355,675.
2. As per National Board of Revenue total assessed Income Tax Liability is Tk. 1,325,553,855 from Assessment year 2003-2004 to 2019-2020. The bank paid of Taka 468,596,978 after adjusting of advance of Taka 74,587,211 with the provision of Taka 543,184,189. As a result, the tax of Taka 782,587,211 has been unrecorded in the accounts and unpaid. However, the bank appealed against the claim to the commissioner (Appeal) for 11 years commencing from 2008-2009 to 2019-2020 which are still pending for receiving the appeal order. For Assessment Year 2020-2021 another Demand notice which amounts BDT 220,057,104 has been received from DCT (LTU) is also unpaid and no provision has been kept for such amount.
3. Advance Payment for Land Purchase amounting Tk. 54,505,270 has been recognised as fixed asset in the Financial Statements but the land still to be registered in the name of bank which is non-compliance of IAS-16.
4. Opening balance of fixed assets has not been matched with last year closing balance of fixed assets. Current year opening balance of fixed asset is amounting Tk. 176,085,576 and last year closing balance of fixed assets is amounting Tk. 176,891,277. Deficiency is amounting Tk. 805,701.

On the other hand, Opening balance of accumulated depreciation has not been matched with last year closing balance of accumulated depreciation. Current year opening balance of accumulated depreciation is amounting Tk. 80,999,626 and last year closing balance of accumulated depreciation is amounting Tk. 80,962,453. Deficiency is amounting Tk. 37,173.



5. As per BRPD circular no. 14 dated 23 September 2012, once an investment is classified, investment income on such investment are not allowed to be recognized as income, rather the corresponding amount needs to be credited to profit suspense account, which is presented as liability in the balance sheet.

We have found in many cases, interest income was not transferred to interest suspense account of classified loans."

6. Bank reconciliation statements has included unreconciled amount Tk. 318,290 which is more than six months (since 2016).
7. During the course of our audit, we observed that the Bank did not recognize deferred tax on the taxable temporary difference as per IAS 12 in the financial statements. Management has recognized a provision under note 30.01 (Provision for other assets) which is not in line with IAS -12.
8. The balance of June 30, 2022, as shown in notes 34, 35, and 36, does not match the balance of the cash flow statement on June 30, 2022, due to the reclassification of costs. Additional costs more than that were declared was included too.

We conducted our audit in accordance with International Standards on Auditing (ISAs). Our responsibilities under those standards are further described in the Auditors' Responsibilities for the Audit of the Financial Statements section of our report. We are independent of the Bank in accordance with the International Ethics Standards Board for Accountants' Code of Ethics for Professional Accountants (IESBA Code), and Bangladesh Bank, and we have fulfilled our other ethical responsibilities in accordance with the IESBA Code and the Institute of Chartered Accountants of Bangladesh (ICAB) By Laws. We believe that the audit evidence we have obtained are sufficient and appropriate to provide a basis of our qualified opinion.

### Emphasis of Matter

We draw attention to the followings:

1. In note 2.13 for Paid-up Capital;
2. In note 2.14 for Core Banking System;
3. In note 4.01.3 for FDR in NBFIs;
4. In note 7 for Protested Bill;
5. In note 19 for Office Rent;
6. Provision of Tk. 114,906,000 has been kept by the bank for 17 branches, but Tk. 166,713,076 provision has been calculated against 17 branches (7 branches visited by audit team and 10 branches on CL basis analyse) loan and advances by the audit team. Tk. 51,807,076 provision deficiency has been revealed. If the remaining 242 branches are visited, the provision deficit is expected to increase further;

However, during the audit time, bank has kept the addition provision required for 17 branches.

We have received confirmation from banks for cash at bank balance amounting Tk. 63,447,984 out of Tk. 409,547,937.

Our opinion is not modified in respect of these matters.



**Key Audit Matters**

Key audit matters are those matters that, in our professional judgment, were of most significance in our audit of the financial statements of the current period. These matters were addressed in the context of our audit of the financial statements, and in forming our opinion thereon, and we do not provide a separate opinion on these matters. For each matter described below, our description of how our audit addressed the matter is provided in that context.

We have fulfilled the responsibilities described in the Auditors' responsibilities for the audit of the financial statements section of our report, including in relation to these matters.

Accordingly, our audit included the performance of procedures designed to respond to our assessment of the risks of material misstatements of the financial statements. These results of our audit procedures, including the procedures performed to address the matters below, provide the basis for our audit opinion on the accompanying financial statements.

Description of key audit matters	Our response to key audit matters
<b>1. Investment (Loan and Advances)</b>	
Refer to note no. 05 to the financial statements	
<p>Investments (Loan and Advances) in Loan and Advances are the main element of financial statements of the Bank. Income of the Bank is mainly dependent on the portfolio of Investments (Loan and Advances). Management performance is highly dependent on the target achievement of Investments (Loan and Advances). Investments (Loan and Advances) disbursement requires robust documentation followed by approval from appropriate level of authority.</p> <p>We have identified Investments (Loan and Advances) as key audit matter because there is an inherent risk of fraud in disbursement of Investments (Loan and Advances) by management to meet specific targets or expectations.</p> <p>At year end the Bank reported total gross Investments (Loan and Advances) of BDT 1,807.26 Crore (2021: BDT 1,634.27 Crore).</p>	<p>We tested the design and operating effectiveness of key controls focusing on credit appraisal, Investments (Loan and Advances) disbursement procedures and monitoring process of Investments (Loan and Advances).</p> <p>We have performed procedure to check whether the Bank has ensured appropriate documentation as per Bangladesh Bank regulations and the Bank's policy before disbursement of Investments (Loan and Advances). In addition, we have performed procedure to check whether the Investments (Loan and Advances) are recorded completely and accurately and that are existed at the reporting date.</p> <p>Furthermore, we have assessed the appropriateness of disclosure against Bangladesh Bank guidelines.</p>
<b>3. Measurement of provision for investment (Loan and Advances)</b>	
Refer to note no. 10.01 and 10.02 to the financial statements	
<p>The process for estimating provision for investments associated with credit risk is judgmental, significant and complex.</p> <p>For the individual analysis, these provisions consider the estimates of future business performance and the market value of collateral provided for credit transactions.</p>	<p>We tested the design and operating effectiveness of key controls focusing on the following:</p> <ul style="list-style-type: none"> <li>➤ Tested the credit appraisal, investments (Loan and Advances) disbursement procedures, monitoring and provisioning process;</li> </ul>

<p>For the collective analysis, these provisions are manually processed that deals with voluminous data extracted from the IT system of the Bank and following the instructions of Bangladesh Bank issued time to time.</p> <p>While estimating such provision certain judgmental factors need to be considered including:</p> <ul style="list-style-type: none"> <li>➤ Future business performance of the investment client;</li> <li>➤ Key assumptions relating to further business performance of the client;</li> <li>➤ Market value of the collateral;</li> <li>➤ Ability to repossess collateral; and</li> <li>➤ Recovery rates.</li> </ul> <p>Due to high level of judgment involved and using some manual process in estimating the provision for investments (Loan and Advances), we considered this to be a key audit matter.</p> <p>At year end the Bank reported total provision for investments of BDT 98.58 Crore</p>	<ul style="list-style-type: none"> <li>➤ Reviewed identification of loss events, including early warning and default warning indicators; and</li> <li>➤ Reviewed quarterly Classification of Investments (Loan and Advances) (CL);</li> </ul> <p>Our substantive procedure in relation to the provisions for investments portfolio comprised the following:</p> <ul style="list-style-type: none"> <li>➤ Reviewed the adequacy of the Bank's general and specific provisions;</li> <li>➤ Assessed the methodologies on which the provision amounts based, recalculated the provisions and tested the completeness and accuracy of the underlying information; and</li> <li>➤ Finally, assessed the appropriateness and presentation of disclosures against relevant accounting standards and Bangladesh Bank guidelines.</li> </ul>
<p><b>4. IT systems and controls</b></p>	
<p>Our audit procedures have focused on IT systems and controls due to the pervasive nature and complexity of the IT environment, the large volume of transactions processed in numerous locations daily and the reliance on automated and IT dependent manual controls.</p> <p>Our areas of audit focus included user access management, developer access to the production environment and changes to the IT environment. These are keys to ensuring IT dependent and application-based controls are operating effectively.</p>	<p>We tested the design and operating effectiveness of the Bank's IT access controls over the information systems that are critical to financial reporting. We tested IT general controls (logical access, changes management and aspects of IT operational controls). This included testing that requests for access to systems were appropriately reviewed and authorized.</p> <p>We tested the Bank's periodic review of access rights. We also inspected requests of changes to systems for appropriate approval and authorization. We considered the control environment relating to various interfaces, configuration and other application layer controls identified as key to our audit.</p> <p>Where deficiencies were identified, we tested compensating controls or performed alternate procedures. In addition, we understood where relevant, changes were made to the IT landscape during the audit period and tested those changes that had a significant impact on financial reporting.</p>

### Other information

Management is responsible for the other information. The other information comprises all of the information in the Annual Report other than the financial statements and our auditors' report thereon. The Annual Report is expected to be made available to us after the date of this auditor's report.

Our opinion on the financial statements does not cover the other information and we do not express any form of assurance conclusion thereon.

### Responsibilities of Management and Those Charged with Governance for the Financial Statements and Internal Controls

Management is responsible for the preparation and fair presentation of the financial statements of the Bank in accordance with IFRSs as explained in note 2 and other applicable laws and regulations and for such internal control as management determines is necessary to enable the preparation of the financial statements that are free from material misstatement, whether due to fraud or error. The Banking Companies Act, 1991(as amended up to date) and the Bangladesh Bank Rules and Regulations require the Management to ensure effective internal audit, internal control and risk management functions of the Bank.

The Management is also required to make a self-assessment on the effectiveness of anti-fraud internal controls and report to Bangladesh Bank on instances of fraud and forgeries.

In preparing the financial statements, management is responsible for assessing the Bank's ability to continue as a going concern, disclosing, as applicable, matters related to going concern and using the going concern basis of accounting unless management either intends to liquidate the Bank or to cease operations, or has no realistic alternative but to do so.

Those charged with governance are responsible for overseeing the Bank's financial reporting process.

### Auditors' Responsibilities for the Audit of the Financial Statements

Our objectives are to obtain reasonable assurance about whether the financial statements as a whole are free from material misstatement, whether due to fraud or error, and to issue an auditor's report that includes our opinion. Reasonable assurance is a high level of assurance, but is not a guarantee that an audit conducted in accordance with ISAs will always detect a material misstatement when it exists. Misstatements can arise from fraud or error and are considered material if, individually or in the aggregate, they could reasonably be expected to influence the economic decisions of users taken on the basis of these the financial statements.

As part of an audit in accordance with ISAs, we exercise professional judgment and maintain professional skepticism throughout the audit. We also:

- Identify and assess the risks of material misstatement of the financial statements, whether due to fraud or error, design and perform audit procedures responsive to those risks, and obtain audit evidence that is sufficient and appropriate to provide a basis for our opinion. The risk of not detecting a material misstatement resulting from fraud is higher than for one resulting from error, as fraud may involve collusion, forgery, intentional omissions, misrepresentations, or the override of internal control.
- Obtain an understanding of internal control relevant to the audit in order to design audit procedures that are appropriate in the circumstances.
- Evaluate the appropriateness of accounting policies used and the reasonableness of accounting estimates and related disclosures made by management.

- Conclude on the appropriateness of management's use of the going concern basis of accounting and, based on the audit evidence obtained, whether a material uncertainty exists related to events or conditions that may cast significant doubt on the Bank's ability to continue as a going concern. If we conclude that a material uncertainty exists, we are required to draw attention in our auditor's report to the related disclosures in the financial statements or, if such disclosures are inadequate, to modify our opinion. Our conclusions are based on the audit evidence obtained up to the date of our auditor's report. However, future events or conditions may cause the Bank to cease to continue as a going concern.
- Evaluate the overall presentation, structure and content of the financial statements, including the disclosures, and whether the financial statements represent the underlying transactions and events in a manner that achieves fair presentation.
- Obtain sufficient appropriate audit evidence regarding the financial information of the entities or business activities within the bank to express an opinion on the financial statements. We are responsible for the direction, supervision and performance of the Bank's audit. We remain solely responsible for our audit opinion.

We communicate with those charged with governance regarding, among other matters, the planned scope and timing of the audit and significant audit findings, including any significant deficiencies in internal control that we identify during our audit.

We also provide those charged with governance with a statement that we have complied with relevant ethical requirements regarding independence, and to communicate with them all relationships and other matters that may reasonably be thought to bear on our independence, and where applicable, related safeguards.

From the matters communicated with those charged with governance, we determine those matters that were of most significance in the audit of the financial statements of the current period and are therefore the key audit matters. We describe these matters in our auditors' report unless law or regulation precludes public disclosure about the matter or when, in extremely rare circumstances, we determine that a matter should not be communicated in our report because the adverse consequences of doing so would reasonably be expected to outweigh the public interest benefits of such communication.

### **Report on other Legal and Regulatory Requirements**

In accordance with the Ansar-VDP Unnyan Bank Act 1995, the rules and regulations issued by Bangladesh Bank, we also report that:

- (i) we have obtained all the information and explanations which to the best of our knowledge and belief were necessary for the purpose of our audit and made due verification thereof;
- (ii) to the extent noted during the course of our audit work performed on the basis stated under the Auditor's Responsibility section in forming the above opinion on the financial statements of the Bank and considering the reports of the Management to Bangladesh Bank on anti- fraud internal controls and instances of fraud and forgeries as stated under the Management's;
- (iii) Responsibility for the financial statements and internal control:
  - (a) internal audit, internal control and risk management arrangements of the Bank as disclosed in the financial statements appeared to be materially adequate;
  - (b) nothing has come to our attention regarding material instances of forgery or irregularity or administrative error and exception or anything detrimental committed by employees of the Bank and its related entities (other than matters disclosed in these financial statements);
- (iv) in our opinion, proper books of accounts as required by law have not been kept by the Bank so far as it didn't appear from our examination of those books;



## Octokhan

Chartered Accountants  
Baridhara DOHS, Dhaka-1206  
Ph#: (+8802) 8411367-9  
Email: octokhan@btconnect.com



**Rahman Mostafa Alam & Co.**  
Chartered Accountants  
High Tower (7th Floor)  
9 Mohakhali C/A, Dhaka-1212.  
Tel# 02-48814312  
Email: info@rmabd.com

- (v) the balance sheet and profit and loss account of the Bank together with the annexed notes dealt with by the report are in agreement with the books of account and returns;
- (vi) the expenditures incurred and payments made were for the purpose of the Bank's business for the year;
- (vii) the financial statements of the Bank have been drawn up in conformity with prevailing rules, regulations and accounting standards as well as related guidance issued by Bangladesh Bank;
- (viii) adequate provisions have been made for investment (Loan and Advances) and other assets which are in our opinion, doubtful of recovery;
- (ix) the records and statements submitted by the branches have been properly maintained and in the financial statements;
- (x) the information and explanations required by us have been received and found satisfactory;
- (xi) as per our appointment letter we have to audit only 7 branches which is cover almost 33% of the risk weighted assets of the Bank ; and
- (xii) Minimum Capital without capital conservation buffer has been maintained by the Bank during the year.

**Octokhan**  
Chartered Accountants

**Ferdous Ahmed Khan FCA**  
Partner, Enrollment # 612.  
Place: Dhaka

Date: 25 APR 2024

DVC: 2404250612AS702643

**Rahman Mostafa Alam & Co.**  
Chartered Accountants

**Kazi Mostafa Alam FCA**  
Senior Partner, Enrollment # 0448.  
Place: Dhaka

Date: 25 APR 2024

DVC: 2404250448AS902129





**ANSAR-VDP UNNAYAN BANK**  
Statement of Financial Position (Balance Sheet)  
As at June 30, 2023

Particulars	Notes	Amount in Taka	
		June 30, 2023	June 30, 2022
<b>PROPERTY AND ASSETS</b>			
<b>Cash</b>	<b>3.00</b>	<b>8,668,314</b>	<b>12,181,153</b>
Cash in Hand	3.01	8,668,314	12,181,153
Balance with Bangladesh Bank and its agent banks	3.02	-	-
<b>Balance with other banks and financial institutions</b>	<b>4.00</b>	<b>1,601,255,119</b>	<b>695,675,136</b>
In Bangladesh	4.01	1,601,255,119	695,675,136
Outside Bangladesh		-	-
<b>Money at Call on Short Notice</b>		<b>-</b>	<b>-</b>
<b>Investments</b>	<b>4.A</b>	<b>34,678,996</b>	<b>34,368,354</b>
<b>Loans and Advances</b>	<b>5.00</b>	<b>18,072,680,238</b>	<b>16,342,739,196</b>
Loans, Cash Credit, Staff Advances etc.	5.01	18,072,680,238	16,342,739,196
Bills Purchased & Discounted		-	-
<b>Fixed Assets Including Premises, Furniture and Fixtures</b>	<b>6.00</b>	<b>85,821,569</b>	<b>95,928,824</b>
<b>Others Assets</b>	<b>7.00</b>	<b>100,323,679</b>	<b>42,485,413</b>
<b>Non-Banking Assets</b>		<b>-</b>	<b>-</b>
<b>Total Assets</b>		<b>19,903,427,915</b>	<b>17,223,378,076</b>
<b>LIABILITIES AND CAPITAL</b>			
<b>Liabilities</b>			
Borrowings from other banks, financial institutions and agents	8.00	7,700,000,000	5,200,000,000
<b>Deposits and Other Accounts</b>	<b>9.00</b>	<b>5,424,614,887</b>	<b>5,640,829,402</b>
Current Accounts and Other Accounts		6,492,585	7,366,372
Bills Payable		-	-
Savings Bank Deposits		880,178,181	891,281,777
Fixed Deposits		2,602,622,652	2,819,531,626
Bearer Certificates of Deposit		-	-
Other Deposits		1,935,321,469	1,922,649,627
<b>Other Liabilities</b>	<b>10.00</b>	<b>3,121,284,509</b>	<b>2,774,262,574</b>
<b>Total Liabilities</b>		<b>16,245,899,396</b>	<b>13,615,091,975</b>
<b>Capital /Shareholders' Equity</b>		<b>3,657,528,519</b>	<b>3,608,286,101</b>
Paid up Capital	11.02	3,444,581,700	3,400,789,800
Statutory Reserve		-	-
General Reserve	11.04	67,168,396	67,168,396
Special Reserve	11.05	-	-
Surplus in Profit and Loss A/C		145,778,423	140,327,905
<b>Total Liabilities and Shareholders' Equity</b>		<b>19,903,427,915</b>	<b>17,223,378,076</b>


These Financial Statements should be read in conjunction with the annexed notes.


  
Badal Chandra Debnath  
Secretary

  
Md. Mosaddake-Ul-Alam  
Managing Director

  
Major General AKM Aminul Haque  
ndc, afwc, psc, PhD  
Chairman

Signed in terms of our separate report of even date.

  
Ferdous Ahmed Khan FCA  
Enrollment # 612  
Partner  
Octokhan  
Chartered Accountants  
Place: Dhaka

  
Kazi Mostafa Alam FCA  
Enrollment # 0448  
Senior Partner  
Rahman Mostafa Alam & Co.  
Chartered Accountants  
Place: Dhaka

Date: 25 APR 2024  
DVC: 2404250612AS702643

Date: 25 APR 2024  
DVC: 2404250448AS902129



**ANSAR-VDP UNNAYAN BANK**  
Statement of Financial Position (Balance Sheet)  
As at June 30, 2023

Particulars	Notes	Amount in Taka	
		June 30, 2023	June 30, 2022
<b>OFF-BALANCE SHEET ITEMS</b>			
<b>Contingent liabilities</b>			
Acceptances & Endorsements		-	-
Letters of Guarantee		-	-
Irrevocable Letters of Credit		-	-
Bills for Collection		-	-
Other Contingent Liabilities		-	-
<b>Sub-Total</b>		-	-
<b>Other commitments</b>			
Documentary credits and short term trade-related transactions		-	-
Forward assets purchased and forward deposits placed		-	-
Undrawn note issuance and revolving underwriting facilities		-	-
Undrawn format standby facilities, credit lines and other commitments		-	-
<b>Sub-Total</b>		-	-
Total Off- Balance sheet items including Contingent liabilities:		-	-

These Financial Statements should be read in Conjunction with the Annexed notes.



**Badal Chandra Debnath**  
Secretary



**Md. Mosaddake-Ul-Alam**  
Managing Director



**Major General AKM Aminul Haque**  
ndc, afwc, psc, PhD  
Chairman

Signed in terms of our separate report of even date.



**Ferdous Ahmed Khan FCA**  
Enrollment # 612  
Partner  
**Octokhan**  
Chartered Accountants  
Place: Dhaka

Date: 25 APR 2024

DVC: 2404250612AS702643



**Kazi Mostafa Alam FCA**  
Enrollment # 0448  
Senior Partner  
**Rahman Mostafa Alam & Co.**  
Chartered Accountants  
Place: Dhaka

Date: 25 APR 2024

DVC: 2404250448AS002129



**ANSAR-VDP UNNAYAN BANK**  
Profit & Loss Account  
For the year ended on June 30, 2023

Particulars	Notes	Amount in Taka	
		July 1, 2022 to June 30, 2023	July 1, 2021 to June 30, 2022
Interest Income	12.01	1,483,779,419	1,346,543,577
Less: Interest paid on deposits and borrowings etc.	13.00	448,943,359	374,162,578
<b>Net Interest Income</b>		<b>1,034,836,060</b>	<b>972,380,999</b>
Investment Income	14.00	3,269,240	3,269,240
Dividend Income Receipts from Shares	15.00	422,174	387,232
Interest income on Bank Deposit	16.00	76,542,671	17,695,152
Other Operating Income	17.00	36,012,364	33,016,165
<b>Total Operating income (A)</b>		<b>1,151,082,509</b>	<b>1,026,748,789</b>
Salary and Allowances	18.00	625,538,212	573,715,610
Rent, Taxes, Insurance, Electricity etc.	19.00	32,396,271	30,881,342
Legal Expenses	20.00	850,483	421,647
Postage, Stamp, Telecommunication etc.	21.00	5,624,560	4,961,018
Stationery, Printings, Advertisements etc.	22.00	10,184,021	9,837,004
Chief Executive's Salary and Fees	23.00	1,612,822	1,606,860
Directors' Fees	24.00	1,112,586	1,515,805
Auditors' Fees	25.00	195,500	201,875
Other Expenses	26.00	87,912,398	88,909,072
Interest on General provident fund	27.00	47,310,475	39,516,187
Depreciation and Repair of Bank's Assets	28.00	14,477,324	15,869,569
<b>Total Operating Expenses (B)</b>		<b>827,214,652</b>	<b>767,435,989</b>
<b>Profit/(Loss) Before Provision C=(A-B)</b>		<b>323,867,857</b>	<b>259,312,800</b>
Provision for Loan	29.00	111,424,000	14,547,746
Other Provisions	30.00	90,000,000	58,000,000
<b>Total Provision (D)</b>		<b>201,424,000</b>	<b>72,547,746</b>
<b>Total Profit/ (Loss) Before Tax E=(C-D)</b>		<b>122,443,857</b>	<b>186,765,054</b>
Provision for Taxation 40% (F)	31.00	48,977,543	74,706,022
<b>Net Profit after Tax (G=E-F)</b>		<b>73,466,314</b>	<b>112,059,032</b>
<b>Appropriations:</b>		<b>68,015,796</b>	<b>103,061,597</b>
Statutory Reserve		-	-
General Reserve		-	5,000,000
Special Reserve		-	-
Dividends		68,015,796	98,061,597
Contribution to Surplus in Profit and Loss A/C		<b>5,450,518</b>	<b>8,997,435</b>
<b>Earning Per Share (EPS)</b>		<b>2.13</b>	<b>3.43</b>

These Financial Statements should be read in conjunction with the Annexed notes.



**Badal Chandra Debnath**  
Secretary



**Md. Mosaddake-Ul-Alam**  
Managing Director



**Major General AKM Aminul Haque**  
ndc, afwc, psc, PhD  
Chairman

Signed in terms of our separate report of even date.



**Ferdous Ahmed Khan FCA**  
Enrollment # 612  
Partner  
Octokhan  
Chartered Accountants  
Place: Dhaka

Date: 25 APR 2024

DVC: 2404250612AS702643



**Kazi Mostafa Alam FCA**  
Enrollment # 0448  
Senior Partner  
Rahman Mostafa Alam & Co.  
Chartered Accountants  
Place: Dhaka

Date: 25 APR 2024

DVC: 2404250448AS002129



**ANSAR-VDP UNNAYAN BANK**  
Statement of Changes in Equity  
For the year ended on June 30, 2023

Particulars	Amount in Taka						Total Equity
	Paid-up Capital Taka	Statutory Reserve	General Reserve	Special Reserve	Surplus Profit/(Loss)		
Balance as on July 01, 2022	3,400,789,800	-	67,168,396	-	140,327,905		3,608,286,101
Changes in Accounting Policy Restated Balance	-	-	-	-	-	-	-
Surplus/Deficit/ on account of Revaluation of Properties	-	-	-	-	-	-	-
Surplus/Deficit/ on account of Revaluation of Investments	-	-	-	-	-	-	-
Add : General Reserve Provision during the Year	-	-	-	-	-	-	-
Adjustment for 2022-2023	-	-	-	-	-	-	-
Net profit for the period	-	-	-	-	-	-	-
Dividend Declared during the year (2% cash)	-	-	-	-	73,466,314	-	73,466,314
Less: Dividend paid during the year	-	-	-	-	(68,015,796)	-	(68,015,796)
Issue of Share Capital	43,791,900	-	-	-	-	-	43,791,900
<b>Balance as at June 30, 2023</b>	<b>3,444,581,700</b>	-	<b>67,168,396</b>	-	<b>145,778,423</b>	-	<b>3,657,528,519</b>

For the year ended on June 30, 2022

Particulars	Amount in Taka						Total Equity
	Paid-up Capital Taka	Statutory Reserve	General Reserve	Special Reserve	Surplus Profit/(Loss)		
Balance as on July 01, 2021	3,268,719,900	-	62,168,396	-	131,330,518		3,462,218,814
Changes in Accounting Policy Restated Balance	-	-	-	-	-	-	-
Surplus/Deficit/ on account of Revaluation of Properties	-	-	-	-	-	-	-
Surplus/Deficit/ on account of Revaluation of Investments	-	-	-	-	-	-	-
Add : General Reserve Provision during the Year	-	-	-	-	-	-	-
Adjustment for 2021-2022	-	-	5,000,000	-	(5,000,000)	-	(48)
Net profit for the period	-	-	-	-	112,059,032	-	112,059,032
Dividend Declared during the year (3% cash)	-	-	-	-	(98,061,597)	-	(98,061,597)
Less: Dividend paid during the year	-	-	-	-	-	-	-
Issue of Share Capital	132,069,900	-	-	-	-	-	132,069,900
<b>Balance as at June 30, 2022</b>	<b>3,400,789,800</b>	-	<b>67,168,396</b>	-	<b>140,327,905</b>	-	<b>3,608,286,101</b>




**Badal Chandra Debnath**  
Secretary




  
Md. Mosaddake-Ul-Alam  
Managing Director





  
Major General AKM Aminul Haque  
ndc,afwc,psc,PhD  
Chairman

**ANSAR-VDP UNNAYAN BANK**  
Statement of Cash Flows  
For the year ended on 30 June 2023

Particulars	Notes	Amount in Taka	
		July 1, 2022 to June 30, 2023	July 1, 2021 to June 30, 2022
<b>A. Cash Flows from Operating Activities:</b>			
Interest Receipts in Cash	32.00	1,560,322,090	1,364,238,729
Interest Payments	33.00	(496,253,834)	(413,678,765)
Dividend Receipts		422,174	-
Recoveries of Loans previously Written-Off		-	-
Cash Payments to Employees	34.00	(627,151,034)	(570,975,681)
Cash Payments to Suppliers	35.00	(15,808,581)	(12,960,774)
Income Taxes Paid		(51,870,758)	(73,307,364)
Income from Investment		3,269,240	3,269,240
Receipts from Other Operating Activities	17.00	36,012,364	33,016,166
Payments for Other Operating Activities	36.00	(136,944,562)	(132,325,207)
<b>Operating Profit Before Changes in Operating</b>		<b>271,997,099</b>	<b>197,276,344</b>
<b>Increase/Decrease in Operating Assets and Liabilities</b>			
(Purchase)/sale of trading securities		-	-
Loan & Advances to Customers		(1,729,941,042)	(1,939,554,720)
Other Assets	37.00	(57,831,882)	39,333,090
Other Liabilities	38.00	152,015,751	70,957,968
Deposits from Other Banks		300,000,000	600,000,000
Deposits from Customers		(516,214,515)	866,220,602
		<b>(1,851,971,688)</b>	<b>(363,043,060)</b>
<b>Net Cash flows from/(used in) Operating Activities</b>		<b>(1,579,974,589)</b>	<b>(165,766,716)</b>
<b>B. Cash Flows from Investing Activities:</b>			
Proceeds from sale of Securities		-	-
Payments for purchase of Securities		-	-
Purchase/Sale of Bond(Others)		(1,355,676)	(13,322,867)
Purchase/Sale of Property, Plant & Equipment			
<b>Net Cash flows from/(used in) Investing Activities</b>		<b>(1,355,676)</b>	<b>(13,322,867)</b>
<b>C. Cash Flows from Financing Activities:</b>			
Receipts from issue of Ordinary Share		43,791,900	132,069,900
Dividends paid		(60,394,490)	(71,459,037)
(Paid)/Received from Borrowings		2,500,000,000	202,400,000
Previous Year Adjustment		-	(48)
<b>Net Cash flows from/(used in) Financing Activities</b>		<b>2,483,397,410</b>	<b>263,010,815</b>
<b>D. Net increase/Decrease in Cash (A+B+C)</b>		<b>902,067,145</b>	<b>83,921,232</b>
<b>Cash and Cash Equivalents at beginning period</b>		<b>707,856,288</b>	<b>623,935,056</b>
<b>Cash and Cash Equivalents at end of period</b>	39.00	<b>1,609,923,433</b>	<b>707,856,288</b>

  
Badal Chandra Debnath  
Secretary

  
Md. Mosaddake-Ul-Alam  
Managing Director

  
Major General AKM Aminul Haque  
ndc,afwc,psc,PhD  
Chairman



**ANSAR-VDP UNNAYAN BANK**  
Liquidity Statement  
(Asset and Liability Maturity Analysis)  
As at June 30, 2023

Particulars	Up to 1 Months	Up to 1-3 Months	Up to 3-12 Months	Up to 1-5 Years	More than 5 years	Total
<b>Assets:</b>						
Cash in Hand	8,668,314	-	-	-	-	8,668,314
Balance with Other Banks and Financial Institutions	124,925,018	284,622,919	1,191,707,182	-	-	1,601,255,119
Investment	-	-	-	11,478,996	23,200,000	34,678,996
Loans and Advances	216,907,612	5,725,644,188	7,831,635,384	3,401,390,867	897,102,187	18,072,680,238
Fixed assets including Premises, Furniture and Fixtures	-	9,759,422	18,667,886	-	57,394,261	85,821,569
Others Assets	-	20,625,000	3,203,290	9,002,233	67,493,156	100,323,679
Non-banking Assets	-	-	-	-	-	-
<b>Total Assets</b>	<b>350,500,944</b>	<b>6,040,651,529</b>	<b>9,045,213,742</b>	<b>3,421,872,096</b>	<b>1,045,189,604</b>	<b>19,903,427,915</b>
<b>Liabilities</b>						
Borrowing from Bangladesh Bank, Other Banks, Financial Institutions and Agents	-	-	2,100,000,000	5,400,000,000	200,000,000	7,700,000,000
Deposits	-	3,649,430,455	281,626,792	1,493,557,640	-	5,424,614,887
Other Accounts	-	-	-	-	-	-
Provision and Other Liabilities	-	68,963,049	338,259,097	332,570,786	2,381,491,578	3,121,284,509
Equity	-	-	-	-	3,657,528,519	3,657,528,519
<b>Total Liabilities</b>	<b>-</b>	<b>3,718,393,504</b>	<b>2,719,885,889</b>	<b>7,226,128,426</b>	<b>6,239,020,097</b>	<b>19,903,427,915</b>
<b>Net Liquidity Gap</b>	<b>350,500,944</b>	<b>2,322,258,025</b>	<b>6,325,327,853</b>	<b>(3,804,256,330)</b>	<b>(5,193,830,493)</b>	<b>-</b>



**Badal Chandra Debnath**  
Secretary



**Md. Mosaddake-Ul-Alam**  
Managing Director



**Major General AKM Aminul Haque**  
ndc,afwc,psc,PhD  
Chairman



**ANSAR-VDP UNNAYAN BANK**  
Notes to the Financial Statements  
As at and for the year ended on June 30, 2023

**1.00 BACKGROUND INFORMATION**

**1.01 Establishment and Status of the Bank:**

The bank was established as body corporate under the Ansar-VDP Unnayan Bank Ordinance 1995 issued on September 16, 1995 with the objects to provide financial assistance among the members of Ansar-VDP with a view to make themselves self dependent and take active participation in the economic development of the country. Its operation started from 1st November, 1996. The bank followed only section 44 and 45 of Banking Companies Act 1991.

**1.02 Nature of Business:**

The principal activities of the Bank are to provide loan facilities to the Ansar-VDP members for house building and other economic activities with or without taking security from them and perform other activities under specific instructions/guideline of the Bank.

**1.03 Shareholder of the Bank:**

As per clause 7(3) of Ansar-VDP Unnayan Bank Act 1995, only members of Ansar-VDP including Officer and staff of Ansar-VDP Unnayan Bank can purchase, sell and transfer the share of the Bank among them. Total number of share was 3,44,45,817 of Tk. 100 each as on 30 June 2023.

**1.04 Management of the Bank:**

The activities of the Bank are controlled and managed by rules and regulations as indicated in Ansar-VDP Unnayan Bank Act 1995. The responsibilities for management and conducting the affairs of the bank is entrusted upon the Board of Directors consisting of 21 members/Directors of which 16 directors are elected by the shareholders from themselves and 5 directors (Including Chairman) are nominated by the Govt. for three (3) years term.

**1.05 Scope and Objectives:**

The Accounting Policy comprises principles and basic assumptions, concepts, rules, practices and procedures adopted by the Management for reporting the activities of the Bank and Financial Statements preparation and presentation. The purpose of Accounting Policy is to provide the necessary organizational and methodological directions in carrying the accounting activity of the Bank.

**2.00 SIGNIFICANT ACCOUNTING POLICIES**

**2.01 Basis of preparation of Financial Statements:**

The financial statements of the bank have been prepared under historical cost convention and in accordance with International Financial Reporting Standard (IFRS), "First Schedule" (section -38) of the Bank companies Act 1991, Other Bangladesh Bank Circulars, Ansar-VDP Unnayan Bank Act 1995, Income Tax Act-2023, VAT Act-2012 and other applicable rules and regulation following the Accrual basis of Accounting.

**2.01.1 Compliance of International Accounting Standards (IAS) and International Financial Reporting Standards (IFRS):**

Name of The Standards	Ref.	Status
Presentation of Financial Statements	IAS-1	Applied
Inventories	IAS-2	Not Applicable
Statement of Cash Flows	IAS-7	Applied
Accounting Policies and Changes in Accounting Estimates and Errors	IAS-8	Applied
Events after the Reporting Period	IAS-10	Applied
Construction Contracts	IAS-11	Not Applicable
Income Taxes	IAS-12	Applied
Property, Plant and Equipment	IAS-16	Applied
Revenues	IFRS-15	Applied
Leases	IFRS-16	Not Applied
Employees Benefits	IAS-19	Not Applied





Accounting for Government Grants and Disclosure of Government Assistance	IAS-20	Not Applicable
The Effects of Changes in Foreign Exchange Rates	IAS-21	Not Applied
Borrowing Cost	IAS-23	Applied
Related Party Disclosures	IAS-24	Not Applied
Accounting and Reporting by Retirement Benefit Plans	IAS-26	Applied
Investments in Associates	IAS-28	Not Applicable
Interests in Joint Ventures	IAS-31	Not Applicable
Financial Instruments: Presentation	IAS-32	Applied
Earnings Per Share	IAS-33	Applied
Interim Financial Reporting	IAS-34	Applied
Impairment of Assets	IAS-36	Not Applied
Provision Contingent Liabilities and Contingents Assets	IAS-37	Applied
Intangible Assets	IAS-38	Applied
Financial Instruments: Recognition and Measurements	IAS-39	Applied
Investments Property	IAS-40	Not Applicable
Agriculture	IAS-41	Not Applicable

#### 2.01.2 **Branch Accounts:**

Branch Statements of Affairs and Income & Expenditure Account are kept separately in the Head Office. The transactions of the branches were incorporated in the Financial Statements of the Bank on consolidation. We have carried out audit of 7 branches office as per condition laid down of our appointment.

#### 2.01.3 **Reporting Period :**

The financial year of the Bank has been covered from 01 July 2022 to 30 June 2023 consistently.

#### 2.01.4 **Use of Estimates and Judgments:**

The preparation of the financial statements of the Bank in conformity with IFRSs, require management to make judgments, estimates and assumptions that affect the application of accounting policies and the reported amount of assets, liabilities, income and expenses. Actual results may differ from these estimates.

Estimates and underlying assumptions are reviewed on an on going concern basis. Revisions to accounting estimates are recognized in the period in which the estimate is revised and in any future periods affected.

Information about significant areas of estimation uncertainty and critical judgments in applying accounting policies that have the most significant effect on the amounts recognized and presented in the financial statements of the Bank are included in following notes/statements:

- Note 10.03, 29.00 ,30.00 Provision for Dividend, Provision for loans and advances and Other Provisions.
- Note 28.00 Depreciation
- Note 31.00 Provision for corporate tax
- Liquidity statement

#### 2.01.5 **Liquidity Statement:**

The liquidity statement of assets and liabilities as on the reporting date has been prepared on maturity term as per the following basis:

- Balance with other Banks and financial institutions, money at call on short notice, etc. are on the basis of their maturity term;
- investments are on the basis of their respective maturity;
- Loans and advances are on the basis of their repayment schedule;
- Fixed assets are on the basis of their useful life;
- Other assets are on the basis of their realization/amortization;
- Borrowing from other Banks, financial institutions & agents etc. are as per their maturity/
- Deposits & other accounts are on the basis of their maturity term & past trend of withdrawal by the depositors; and
- Provisions and other liabilities are on the basis of their payment/adjustments schedule.



**2.01.6 Statement of Changes in Equity:**

Statement of Changes in Equity has been prepared in accordance with IAS 1 "Presentation of Financial Statements" and following the guidelines of Bangladesh Bank BRPD circular no.14 dated 25th June 2003.

**2.01.7 Statement of Cash flows:**

Statements of Cash flows has been prepared in accordance with International Accounting Standard (IAS) 7 "Statement of Cash Flows" and under the guideline of Bangladesh Bank BRPD Circular no.14 dated 25 June 2003. The Statement shows the structure of changes in cash and cash equivalents during the financial year.

**2.02 Fixed Assets Including Premises, Furniture and Fixtures and Depreciation:**

- a) Fixed Assets Including Premises, Furniture and Fixtures are capitalized at cost of acquisition and subsequently stated at cost less accumulated depreciation in compliance with the benchmark treatment of International Accounting Standards (IAS)-16: Property, Plant and Equipment. The cost of acquisition of an asset comprises its purchase price and any directly attributable cost of bringing the assets to its working condition for its intended use inclusive of inward freight, duties and non-refundable taxes.
- b) Depreciation is provided to amortize the cost of the assets after commissioning, over the period of their expected useful life, in accordance with the provisions of IAS 16: Property, Plant and Equipment: Depreciation is provided for the period in use of the assets. No depreciation has been charged during the year of addition irrespective of date when the related assets are put into use. Depreciation is calculated on the cost of fixed assets in order to write off such amounts over the estimated useful life of each category of assets.

Depreciation is charged on Straight line method on all Fixed Assets at the following applicable rates:

Particulars of Fixed Assets	Percentage (%) of Depreciation
Land	0%
Building and Structure	2.5%
Motor Vehicle	20%
Office Equipment /Mechanical Equipment	15%
Electrical Equipment	10%
Furniture & Fixtures	10%
Library Book	10%
Others	10%

- (i) **Furniture & Fixtures:** Consists of Table, Chair, Tool, Sofa set, Rake, Almirah, Iron, Safe, Steel Trunk, File Cabinet, Notice Board, Signboard, etc.
- (ii) **Office Machineries:** Consists of Computer, Photocopier, Calculator, CBS, software, Data Center
- (iii) **Office Equipment:** Consists of Table fan, etc.
- (iv) **Electrical Equipment :** Consists of Ceiling Fan, Air Conditioner, etc.
- (v) Upon retirement of items of fixed assets the cost and accumulated depreciation are eliminated from the financial statements and the resultant gains or losses, if any, are transferred to Profit and Loss Account.
- (vi) Repairs and Maintenance costs of fixed assets are treated as revenue expenditure and charged to Profit and Loss account when incurred.

Details statement of Fixed Assets are shown in **Annexure-A**.

**2.03 Consolidation:**

A separate set of the records of consolidating the Statement of Financial Position and Profit and Loss Account of branches were maintained at the head office of the bank based on which these Financial Statements has been prepared.

**2.04 Cash and Cash Equivalents:**

Cash and cash equivalents comprise of cash at bank, cash in hand, current deposits, short term deposit and fixed deposits with maximum maturity of 12 months or less. Cash and cash equivalents items should be reported as cash items as per IAS-7.

**2.05 Other Assets:**

Other assets include all balance sheet accounts not covered specifically in other areas of the supervisory activity and such accounts may be quite insignificant in the overall financial condition of the bank.

**2.06 Receivables:**

Receivables are recognized when there is a contractual right to receive cash or another financial asset from another entity.

**2.07 IFRS 16: Leases:**

While implementing IFRS 16, the Bank observed that IFRS 16 is expected to have impact on various regulatory capital and liquidity ratios as well as other statutory requirements issued by various regulators. In addition, there are no direction from National Board of Revenue (NBR) regarding treatment of lease rent, depreciation on ROU (Right of Use) assets and interest on lease liability for income tax purposes and applicability of VAT on such items. Finally, paragraph 5 of IFRS 16 provide the recognition exemptions to short-term leases and leases for which the underlying asset is of low value. Although, paragraphs B3 to B8 of the Application Guidance (Appendix B) of IFRS 16 provide some qualitative guidance on low value asset, but these guidance is focused towards moveable asset. Immovable asset like rental of premises (i.e. real estate) is not covered on those guidance, nor any benchmark on quantification guidance on low value items have been agreed locally in Bangladesh.

Nevertheless, as a first step the Bank has defined 'low value asset' which are to be excluded from IFRS 16 requirements. Thereafter, the Bank has reviewed lease arrangements for 'office premises' for consideration under IFRS 16.

As per the preliminary assessment of leases for 'office premises', the Bank has concluded that the potential impact of these lease items in the Balance Sheet and Profit and Loss Account of the Company for the year 2022-2023 is not considered to be material. Therefore, considering the above implementation issues the Bank has not taken IFRS 16 adjustments on the basis of overall materiality as specified in the materiality guidance in the 'Conceptual Framework for Financial Reporting' and in international Accounting Standard 1 'Presentation of Financial Statements'. However, the Bank would continue to liaison with regulators and related stakeholders and observe the market practice for uniformity and comparability, and take necessary actions in line with regulatory guidelines and market practice.

**2.08 Accrued Expenses & Other Payables:**

Accrued expenses & other payable liabilities are recognized for the goods and services received whether paid or not for those goods and services. Payables are not interest bearing and are stated at their nominal value.

**2.08 1 Provision for Loans & Advances (Unclassified Loan):**

Provisions are recognized when loans has a present obligation (legal or constructive) as a result of a past event, it is probable that an outflow of resources embodying economic benefits will be required to settle the obligation and reliable estimate can be made of the amount of the obligation.

The provision for doubtful losses is maintained at a level that management considers adequate to absorb identified credit related losses in the portfolio as well as losses that have been incurred but not identified.

**2.09 Retirement Benefit Scheme:**

- a) The bank operates a Pension & Superannuation fund, the employer is contributing amount at 18% of the basic salary. An actuarial valuation is under progress to determine the present value of the accrued benefits, based on projections of employees' compensations level to the term of retirement. Based on actuarial reports adequate provision will be made to discharge the claims. Investments held by the funds primarily comprise mainly fixed deposits with banks and financial institutions.
- b) There is a General Provident Fund Scheme for the regular employees of the bank where the employee's contribution is 10%-25% of their basic pay. The employers have made no contribution to the fund.
- c) The Bank has also initiated maintenance of some fund for the benefit of the qualified employees namely Death Risk Coverage Scheme, Staff Benevolent fund.

**2.10 Policy for Provision on Loan:**

Provision for loan has been made as follows:

Loan Classification Category	Rate of Provision
Unclassified Loan	0.25% - 5%
Sub Standard	5% - 20%
Doubtful	5% - 50%
Bad & Loss	100%

**2.11 Revenue Recognition:**

**2.11.1 Interest Income:**

In terms of the provision of the IFRS-15 "Revenue", the interest on loans has been recognized on the realization basis and at the end of the year income provision has been made on recoverable loan amount. Income on FDR has been recognized on accrual basis.

**2.11.2 Investment Income :**

Investment income in Treasury Bond is initially recognized at cost, fair value of the consideration given, including acquisition changes associated with the investment, premiums are mortised and accurized using the effective yield method and are taken to discount income.

**2.12 Investment in Shares :**

As per requirement of IFRS investment in shares which are actively traded on a quoted market and designated of fair value (market price) through profit or loss (FVMP). Gain or losses actually change in the fair value of such financial assets are minimized in the statement of profit or loss and after comprehensive income statement.

**2.13 Paid-up Capital:**

As per section 7(1) of Ansar-VDP Unnyan Bank Act 1995, 25 percent of share should be hold by government and 75 percent of share should hold by Ansar-VDP members.

**2.14 Core Banking System:**

Ansar-VDP Unnyan Bank is a committed partner in the process of making a "SMART Bangladesh". To make the slogan a true one, the bank has already computerized of its branches and controlling offices along with Head Office Departments. The bank has also introduced real time centralized core banking solutions named Infinity365 for better customer service and dynamism in decision making. Currently, 66 branches out of 259 branches are providing Core banking service (CBS) facilities. In the meantime, the bank has taken necessary steps to introduce real time CBS in all of its branches.

**2.15 Functional and Presentation Currency :**

The Financial Statements are presented in Bangladeshi Taka (BDT) currency, which is the Bank's Functional currency. All Financial information presented in BDT has been rounded to the nearest integer.

**2.16 Others:**

- a) The compilation of statement of affairs incorporating the items of assets and liabilities of Branches with reference to closing files has been certified by the Branch Managers.



Notes	Particulars	Amount in Taka	
		June 30, 2023	June 30, 2022
3.00	<b>Cash</b>	<b>8,668,314</b>	<b>12,181,153</b>
3.01	<b>Cash In Hand:</b>		
	Local currency	8,668,314	12,181,153
	Foreign Currency	-	-
		<b>8,668,314</b>	<b>12,181,153</b>
3.02	<b>Balance with Bangladesh Bank:</b>		
	Local currency	-	-
	Foreign Currency	-	-
		-	-
4.00	<b>Balance with other Banks and financial institutions:</b>		
	Inside Bangladesh <b>Note:4.01</b>	1,601,255,119	695,675,136
	Outside Bangladesh	-	-
		<b>1,601,255,119</b>	<b>695,675,136</b>
4.01	<b>Inside Bangladesh:</b>		
	Current deposits <b>Note: 4.01.1</b>	124,925,018	232,532,056
	Short term deposits <b>Note: 4.01.2</b>	284,622,919	367,998,098
	Fixed deposits <b>Note: 4.01.3</b>	1,191,707,182	95,144,982
		<b>1,601,255,119</b>	<b>695,675,136</b>
4.01.1	<b>Current Deposits:</b>		
	<b>Name of the Banks:</b>		
	Sonali Bank Ltd.	63,880,397	130,959,403
	Janata Bank Ltd.	40,704,387	78,312,223
	Agrani Bank Ltd.	7,132,610	9,931,774
	Rupali Bank Ltd.	7,741,147	8,991,016
	Bangladesh Krishi Bank	3,127,776	3,360,055
	Uttara Bank Ltd.	2,060,624	930,605
	NCC Bank Ltd.	278,077	46,980
		<b>124,925,018</b>	<b>232,532,056</b>
4.01.2	<b>Short term deposits:</b>		
	<b>Name of the Banks:</b>		
	Sonali Bank Ltd.	87,137,662	154,987,864
	Janata Bank Ltd.	137,344,255	149,516,290
	Agrani Bank Ltd.	18,140,229	26,863,128
	Rupali Bank Ltd.	34,388,342	31,536,808
	Bangladesh Krishi Bank Ltd.	2,787,446	1,891,415
	Bangladesh Development Bank Ltd.	1,085,284	391,884
	Agrani Bank Ltd. (Dividend)	2,231,600	1,989,893
	NCC Bank Ltd.	-	-
	Dhaka Bank Ltd.	350	350
	Dutch Bangla Bank Ltd.	341,134	820,466
	Uttara Bank Ltd.	371,409	-
	Pubali Bank Ltd.	795,208	-
		<b>284,622,919</b>	<b>367,998,098</b>
4.01.3	<b>Fixed Deposits:</b>		
	Janata Bank Ltd.	900,000,000	-
	Rupali Bank Ltd.	200,000,000	-
	First Finance Ltd.	38,651,791	39,409,350
	International Leasing & Financial Services Ltd.	37,845,391	37,153,730
	Premier Leasing Ltd.	15,210,000	18,581,902
		<b>1,191,707,182</b>	<b>95,144,982</b>

[During the current reporting period, there has been recovered from NBFIs against FDR 0.71 crore Taka. Principal amount of these FDRs total 8.00 crore Taka . From the beginning period, we have recovered total 2.41 crore Taka from these NBFIs]



Notes	Particulars	Amount in Taka	
		June 30, 2023	June 30, 2022
	<b>Maturity grouping of balance with other Banks:</b>		
	Receivable on demand	124,925,018	232,532,056
	Not more than 3 months	284,622,919	367,998,098
	More than 3 months but not more than 1 year	1,191,707,182	95,144,982
	More than 1 year but not more than 5 years	-	-
	More than 5 years	-	-
		<b>1,601,255,119</b>	<b>695,675,136</b>
<b>4.A</b>	<b>Investments:</b>		
	Government (Treasury Bond) <b>Note: 4.A.1</b>	23,200,000	23,200,000
	Investments in Shares	11,478,996	11,168,354
		<b>34,678,996</b>	<b>34,368,354</b>
<b>4.A.1</b>	<b>Government (Treasury Bond):</b>		
	BD0927081200 (20 Years BGTB)	10,000,000	10,000,000
	BD0928081209 (20 Years BGTB)	13,200,000	13,200,000
		<b>23,200,000</b>	<b>23,200,000</b>
<b>5.00</b>	<b>Loans &amp; Advances :</b>		
	Inside Bangladesh <b>Note: 5.01</b>	18,072,680,238	16,342,739,196
	Outside Bangladesh	-	-
		<b>18,072,680,238</b>	<b>16,342,739,196</b>
<b>5.01</b>	<b>Inside Bangladesh:</b>		
	Loans <b>Note: 5.01.1</b>	17,114,249,288	15,423,699,336
	Cash Credit <b>Note: 5.01.2</b>	61,328,763	69,130,302
	Staff Loans <b>Note: 5.01.3</b>	897,102,187	849,909,558
		<b>18,072,680,238</b>	<b>16,342,739,196</b>
<b>5.01.1</b>	<b>Loans:</b>		
	Micro-Credit	3,492,029,374	3,302,711,120
	SME-Short Term	2,215,000,565	2,158,659,093
	Loan Against Deposits	155,578,849	154,090,806
	Uttaran	165,651	253,722
	Ansar-VDP Pronodona Krishi Vittik Prokalpo	291,950	570,930
	Probash	741,147	581,910
	Women Empowerment	15,751,035	20,236,512
	Computer	1,664,466	2,918,284
	SME-Middle Term	807,475,581	838,698,125
	Ekti Bari Ekti Khamar	4,368,074,381	3,970,886,516
	Hill-VDP Ekti Bari Ekti Khamar	41,588,950	39,697,825
	Rural & Agricultural Loan	383,306,562	564,424,677
	Auto Rickshaw(Battery)	-	-
	Embodiment Ansar Loan	624,529,567	440,072,017
	Solar Plant Loan	359,194	303,240
	Solar Plant Loan (Solaric)	2,367,863	2,376,884
	Biogas Plant Loan	458,167	469,681
	Fishery Loan	408,176,669	464,941,396
	Dairy Loan	363,687,139	413,042,478
	Rural Transport Loan	2,071,607	2,986,543
	Beef Fattening Loan	780,231,001	800,526,377
	Poultry Loan	49,308,703	56,925,986
	Agri Equipment Loan	464,443	560,333
	Motor Cycle Loan	187,390	172,415
	Light Vehicle Loan	-	-
	Personal Loan	107,743,000	66,705,658
	Amar Bari Amar Khamar Agriculture Loan	397,320	1,237,718
	Milch Cow Loan(BB Refinance)	13,073,834	17,427,444
	Agricultural loan in Bangladesh fund	835,094,437	2,081,611,232
	Project Loan from Govt. Financial Assistance	24,139,258	7,398,074
	Agri & Village Loan Financed by BB	2,409,858,012	-
	Ansar Officer House Building Loan	-	1,934,281
	Ansar-VDP House Building Loan	10,433,173	11,278,059
		<b>17,114,249,288</b>	<b>15,423,699,336</b>



Notes	Particulars	Amount in Taka	
		June 30, 2023	June 30, 2022
<b>5.01.2</b>	<b>Cash Credits:</b>		
	Cash Credit	60,547,881	68,510,601
	Working Capital against Agro Based Industries	200,321	216,900
	Working Capital from Govt. Financial Assistance	580,561	402,801
		<b>61,328,763</b>	<b>69,130,302</b>
<b>5.01.3</b>	<b>Staff Loans:</b>		
	Staff House Building Loan	880,316,325	829,667,601
	Staff Motor Cycle Loan	16,306,415	14,813,564
	Staff Bi-Cycle Loan	-	4,555,419
	Staff Computer Loan	479,447	852,895
	Loan Against Provident Fund	-	20,079
		<b>897,102,187</b>	<b>849,909,558</b>
<b>5.02</b>	<b>Maturity grouping of loans and advances:</b>		
	Repayable on demand	216,907,612	223,221,108
	Not more than 3 months	5,725,644,188	5,485,931,571
	More than 3 months but not more than 1 year	7,831,635,384	7,595,351,745
	More than 1 year but not more than 5 year	3,401,390,867	2,188,325,214
	More than 5 years	897,102,187	849,909,558
		<b>18,072,680,238</b>	<b>16,342,739,196</b>
<b>5.03</b>	<b>Significant concentration of loans and advances:</b>		
	Advances to allied concerns of directors	-	-
	Advances to Chief Executive, other senior executive and	897,102,187	849,909,558
	Advances to customer groups <b>Note-5.04</b>	17,175,578,051	15,492,829,638
	Advances to Industries	-	-
		<b>18,072,680,238</b>	<b>16,342,739,196</b>
	Number of the clients	163,630	155,282
	Amount of outstanding loans and advances	18,072,680,238	16,342,739,196
	Classified loan therein	1,920,654,000	1,697,363,000
	Classified loan therein (in %)	10.63%	10.39%
<b>5.04</b>	<b>Geographical area-wise loan and advances:</b>		
	Coxsbazar	658,800,067	599,791,705
	Cumilla	827,994,521	749,053,484
	Kustia	1,077,560,651	942,656,284
	Khulna	1,606,562,967	1,559,220,015
	Gazipur	1,083,835,173	893,591,421
	Chattogram	1,583,737,967	1,358,948,472
	Tangail	757,306,701	726,625,875
	Dhaka	957,888,160	861,672,930
	Dinajpur	945,921,224	828,877,479
	Narayanganj	523,410,980	459,091,991
	Noakhali	669,750,953	615,143,823
	Faridpur	1,137,554,653	1,031,898,785
	Bogura	975,567,091	879,786,545
	Barishal	774,230,157	713,931,936
	Mymensingh	976,676,785	856,569,587
	Rangpur	715,534,436	634,490,636
	Rajshahi	983,731,921	907,188,652
	Sylhet	919,513,644	874,290,018
	<b>Sub-total</b>	<b>17,175,578,051</b>	<b>15,492,829,638</b>
	Staff loan	897,102,187	849,909,558
	<b>Total</b>	<b>18,072,680,238</b>	<b>16,342,739,196</b>



Notes	Particulars	Amount in Taka	
		June 30, 2023	June 30, 2022
<b>5.05</b>	<b>Classification status of loans and advances (Except Staff Loan):</b>		
	Standard	14,728,495,051	13,258,747,638
	SMA	526,429,000	536,719,000
	<b>Unclassified</b>	<b>15,254,924,051</b>	<b>13,795,466,638</b>
	Sub-standard	684,706,000	615,895,000
	Doubtful	399,070,000	420,867,000
	Bad/Loss	836,878,000	660,601,000
	<b>Classified</b>	<b>1,920,654,000</b>	<b>1,697,363,000</b>
		<b>17,175,578,051</b>	<b>15,492,829,638</b>
<b>5.06</b>	<b>Particulars of Advances:</b>		
	Loans considered good in respect of which the bank is fully secured ;	1,052,681,036	1,004,000,364
	Loans considered good against which the banking company holds no other security than the debtors personal guarantee;	-	-
	Loans considered good secured by the personal undertaking of one or more parties in addition to the personal guarantee of the debtors;	14,202,243,015	12,791,466,274
	Loans adversely classified ; provision not maintained there against;	-	-
	Loans due form director or officers of the banking company or any of these either separately or jointly with any other persons.	897,102,187	849,909,558
	Loans due form companies or firms in which the directors of the banking company have interest as directors, partners or managing agents or in case of private companies as	-	-
	Maximum total amount of advances, including temporary advances made at any time during the year to directors or managers of officers of the banking company or any of them either severally or jointly with any other person;	-	-
	Maximum total amount of advances, including temporary advances granted during the year to the company or firm in which the directors of the banking company are interested as directors, partners or managing agents or in the case of private companies as members;	-	-
	Due from banking companies;	-	-
	Amount of classified loan against which no interest income has been recognized	1,920,654,000	1,697,363,000
	<b>Total</b>	<b>18,072,680,238</b>	<b>16,342,739,196</b>
	a) 1. Amount (Decrease)/ Increase in provision.	111,424,000	12,085,479
	2. Amount of loan written-off from provision.	-	-
	3. Amount realized against loan previously written-off	-	-
	b) Amount of provision kept against loan classified.	985,891,000	874,467,000
	c) Interest creditable to the interest suspense account.	-	-
	<b>Written off loans</b>		
	a. Cumulative amount of loan previously written off	129,155,772	129,155,772
	b. Amount of loan written off during the year	-	-
	c. Amount of written-of loan; for which suit has been filed	-	-
	<b>Provision held against loans</b>		
	Provision required	985,891,000	874,467,000
	Previous balance of provision	874,467,000	862,381,521
	<b>Add: Provision made during the year</b>	<b>111,424,000</b>	<b>14,547,746</b>
	<b>Less: Adjustment (written off)</b>	<b>-</b>	<b>2,462,267</b>
	<b>Total Provision held</b>	<b>985,891,000</b>	<b>874,467,000</b>
	<b>Provision (shortfall)/ Surplus</b>	<b>-</b>	<b>-</b>



Notes	Particulars	Amount in Taka	
		June 30, 2023	June 30, 2022
	<b>Net Loans and Advances</b>		
	Gross Loans	17,175,578,051	15,492,829,638
	Less: Interest Suspense	221,659,149	184,792,125
	Less: Provision for Loans & Advances	985,891,000	874,467,000
		<b>15,968,027,903</b>	<b>14,433,570,513</b>
<b>6.00</b>	<b>Fixed Assets Including premises, furniture &amp; fixtures:</b>		
	<b>Cost</b>		
	Opening Balance	176,085,577	165,236,402
	Add: Purchase during the year	1,355,676	10,334,493
	Less: Disposal/Adjustment during the year	-	1,320,382
	<b>Balance at the end of year</b>	<b>177,441,253</b>	<b>176,891,277</b>
	<b>Accumulated Depreciation</b>		
	Opening Balance	80,999,627	70,972,304
	Add: Depreciation Charged during the year	10,620,057	11,658,141
	Less: Adjustment during the year	-	(1,667,992)
	<b>Balance at the end of year</b>	<b>91,619,684</b>	<b>80,962,453</b>
	<b>Written down value at the end of year</b>	<b>85,821,569</b>	<b>95,928,824</b>
	<b>Details statement of Fixed Assets are shown in Annexure-A.</b>		
<b>7.00</b>	<b>Other Assets:</b>		
	Accrued Interest on Deposit	20,625,000	-
	Accrued Interest on Investment	1,131,616	1,089,747
	Accrued Interest on General Account	6,384	-
	Advance against TA	-	4,000
	Advance against Rent	2,052,290	2,388,720
	Advance Against Supply	13,000	16,917
	Cash Deposit against Income Tax	50,000,000	20,500,000
	Tax deducted at source	13,054,611	2,335,264
	Miscellaneous Advance	385,014	321,502
	Prepaid Expenses	25,315	25,775
	Security Money	176,800	176,800
	Stock of Printed stationary	3,851,416	5,625,809
	Protested Bills	6,657,073	6,877,246
	Inter Branch Adjustment	2,345,160	3,123,633
		<b>100,323,679</b>	<b>42,485,413</b>

[During the current reporting period, there has been a rename of other assets previously categorized under Suspense A/C to now be classified under Protested Bills. This rename is made to align with IAS-1, IAS-8, IAS-26]

**8.00 Borrowing from other Banks, financial Institutions and agents:**

Borrowing Inside Bangladesh	<b>Note: 8.01</b>	7,700,000,000	5,200,000,000
Borrowing Outside Bangladesh		-	-
		<b>7,700,000,000</b>	<b>5,200,000,000</b>

**8.01 Borrowing Inside Bangladesh:**

Assistance from Bangladesh Govt.		200,000,000	200,000,000
Loan from Bangladesh Bank		7,500,000,000	5,000,000,000
		<b>7,700,000,000</b>	<b>5,200,000,000</b>

**9.00 Deposit and Other Accounts:**

Deposits	<b>Note: 9.01</b>	5,424,614,887	5,640,829,402
		<b>5,424,614,887</b>	<b>5,640,829,402</b>



Notes	Particulars	Amount in Taka	
		June 30, 2023	June 30, 2022
<b>9.01</b>	<b>Deposits</b>		
	Current Deposit	6,492,585	7,366,372
	Group Savings Deposit	235,383,431	242,411,923
	Savings Deposit	170,538,131	169,048,730
	Short Term Deposit	11,408,292	1,771,236
	FDR	2,602,622,652	2,819,531,626
	SDPS	1,394,763,105	1,404,848,001
	Khudra Sanchay Scheme	440,268,239	414,861,103
	Double Benefit Scheme	64,925,385	64,400,707
	Hajj Deposit Scheme	28,930,604	30,158,222
	Lakhpoti Deposit Scheme	4,938,546	6,732,797
	Probas Amanat	471,692	644,950
	Nari Amanat	44,747,771	42,134,368
	Bangabandhu Savings Deposit	418,100,556	435,915,520
	Employee Security Deposit	1,023,898	1,003,847
		<b>5,424,614,887</b>	<b>5,640,829,402</b>

[During the current reporting period, there has been a reclassification of Employee Security Deposits previously categorized under other liabilities to now be classified under Deposits. This reclassification is made to better reflect nature of Deposits.]

**9.02 Maturity-Wise Grouping Deposits:**

Repayable on demand	606,539,564	614,101,858
Repayable within 1 month	440,268,239	414,861,103
Over 1 month but within 6 month	2,602,622,652	2,819,531,626
Over 6 month but within 1 year	281,626,792	286,195,088
Over 1 year but within 5 years	1,493,557,640	1,506,139,727
	<b>5,424,614,887</b>	<b>5,640,829,402</b>

**9.03 Deposit from Banks**

Palli Schanchay Bank	300,000,000	200,000,000
Agrani Bank Ltd.	-	400,000,000
	<b>300,000,000</b>	<b>600,000,000</b>

**10.00 Other Liabilities:**

Provision for Classified Loan	<b>Note: 10.01</b>	887,726,000	786,433,000
Provision for Unclassified Loan	<b>Note: 10.02</b>	98,165,000	88,016,000
Provision for Investment		761,839	-
Provision for Other Assets		38,319,657	18,319,657
Provision for Dividend	<b>Note: 10.03</b>	496,107,190	488,485,884
General Provident Fund		425,246,068	369,238,735
Superannuation Fund		409,386,869	371,141,401
Benevolent Fund		17,497,995	16,611,813
Death Relief Grant Fund		7,150,000	5,650,000
Cash Excess		7,450	600
Undisbursed Salary & Allowances		72,720	85,890
Provision for Interest on Deposits		68,382,879	69,697,648
Provision for Interest on General Account		500,000	-
Provision for Interest on Borrowings		125,583,333	57,111,112
Provision for Incentive Bonus/Extrait		140,862,961	143,859,147
Provision for Corporate Tax	<b>Note: 31.00</b>	71,812,803	74,706,018
Provision for Revenue Expenditure		1,130,961	1,492,355
VAT, Tax & Excise Duty		24,723,383	24,831,208
Security Money Deposit		46,151	46,151
Death Risk Coverage Scheme		74,161,792	62,236,533
Revolving Fund of Agro Based Industries		1,470,112	463,709
NCC Bank Remittance Account		1,454,895	1,718,759

Notes	Particulars	Amount in Taka	
		June 30, 2023	June 30, 2022
	Interest Suspense Account	221,659,149	184,792,125
	Employee Appointment Fee	114,451	114,451
	Capital Expenditure Provision	285,200	309,900
	Sundry Account	8,655,653	8,900,479
		<b>3,121,284,509</b>	<b>2,774,262,574</b>

[During the current reporting period, there has been a reclassification of Employee Security Deposits previously categorized under other liabilities to now be classified under Deposits. This reclassification was made to better reflect nature of other liabilities.]

**10.01 Provision for Classified Loan:**

Opening balance	786,451,000	815,843,521
Less: Loans written-off which provided for	-	2,648,360
Add: Recovery from the previous written off loans	-	204,093
Add: Provision made during the year	101,275,000	-
Less: Recovered and provision which no more required	-	26,948,254
<b>Balance at the end of the year</b>	<b>887,726,000</b>	<b>786,451,000</b>
Less: Provision required	887,726,000	786,451,000
<b>Provision Surplus</b>	<b>-</b>	<b>-</b>

**10.02 Provision for Unclassified Loan:**

Opening balance	88,016,000	46,520,000
Less: Loans written-off which provided for	-	-
Add: Recovery from the previous written off loans	-	-
Add: Provision made during the year	10,149,000	14,547,746
Less: Recovered and provision which no more required	-	-
Add: Net charged on profit & loss Account	-	26,948,254
<b>Balance at the end of the year</b>	<b>98,165,000</b>	<b>88,016,000</b>
Less: Provision required for year	98,165,000	88,016,000
<b>Provision Surplus</b>	<b>-</b>	<b>-</b>

**10.03 Provision for Dividend:**

Opening balance	488,485,884	461,883,324
Add: Declared during the year	68,015,796	98,061,597
Less: Payment during the year	(60,394,490)	(71,459,037)
<b>Closing balance</b>	<b>496,107,190</b>	<b>488,485,884</b>

**11.00 Capital:**

**11.01 Authorized Capital Tk. 10,000,000,000**

The authorized capital of the bank amount Tk. 10,000,000,000 as on June 30, 2023 which divided in to 100,000,000 ordinary shares of Tk. 100 each.

**11.02 Paid-up Capital:**

34,445,817 ordinary shares of Tk. 100 each.

3,444,581,700	3,400,789,800
<b>3,444,581,700</b>	<b>3,400,789,800</b>

The amount of the paid up capital has been subscribed as follows:

Particulars	No. of shares	Price per Share	Taka
Ansar-VDP members	8,300,372	100	830,037,200
Ansar-VDP employees	16,270,029	100	1,627,002,900
Ansar-VDP Bank employees	375,416	100	37,541,600
Government of Bangladesh	9,500,000	100	950,000,000
<b>Total</b>	<b>-</b>	<b>100</b>	<b>3,444,581,700</b>

**11.03 Capital Adequacy Ratio:**

Details of the Capital Requirement & Capital Shortfall of the Bank as per requirement of section 13(2) of Bank Companies Act 1991 and BRPD Circular 10 dated November 25, 2002 are as follows:

a) Total assets (Including off balance sheet amount)	19,903,427,915	17,223,378,076
b) Risk weighted assets	18,215,914,702	16,433,189,022
c) Required capital	1,821,591,470	1,643,318,902
d) Available capital	3,755,693,519	3,818,895,101



Notes	Particulars	Amount in Taka	
		June 30, 2023	June 30, 2022
	<b>i) Core capital</b>		
	Paid-up capital	3,444,581,700	3,400,789,800
	General reserve	67,168,396	67,168,396
	Surplus in Profit and Loss Account	145,778,423	140,327,905
		<b>3,657,528,519</b>	<b>3,608,286,101</b>
	<b>ii) Supplementary Capital</b>		
	General provision (Provision for unclassified loan)	98,165,000	88,016,000
	<b>Total Available Capital as on June 30, 2023 (i+ii)</b>	<b>3,755,693,519</b>	<b>3,696,302,101</b>
	<b>e) Surplus (d-c)</b>	<b>1,934,102,049</b>	<b>2,175,576,199</b>
<b>11.04</b>	<b>General Reserves:</b>		
	Opening balance	67,168,396	62,168,396
	Add: Transferred from profit during the year	-	5,000,000
	<b>Closing balance</b>	<b>67,168,396</b>	<b>67,168,396</b>
<b>11.05</b>	<b>Special Reserves:</b>		
	Opening balance	-	-
	Add: Transferred from profit during the year	-	-
	<b>Closing balance</b>	<b>-</b>	<b>-</b>
<b>12.00</b>	<b>Interest Income:</b>		
<b>12.01</b>	<b>Interest Income on Loan &amp; Advance:</b>		
	Interest on loans & advance	1,454,220,386	1,320,450,087
	Interest on Staff Loans	29,559,033	26,093,490
		<b>1,483,779,419</b>	<b>1,346,543,577</b>
<b>12.02</b>	<b>Interest income on Loans &amp; Advances:</b>		
	Interest Income on Short Term Loan	516,965,150	504,676,703
	Interest Income on Medium Term Loan	936,083,426	814,027,555
	Interest on Long Term Loan	1,171,810	1,742,829
		<b>1,454,220,386</b>	<b>1,320,447,087</b>
<b>13.00</b>	<b>Interest Paid on Deposits and Borrowings etc.:</b>		
	Interest on Deposits	279,059,031	260,971,417
	Interest on Borrowings	169,861,110	113,168,361
	Interest on Security Deposits	23,218	22,800
		<b>448,943,359</b>	<b>374,162,578</b>
<b>14.00</b>	<b>Investment Income from Treasury Bond:</b>		
	Investment Income from Treasury Bond	3,269,240	3,269,240
		<b>3,269,240</b>	<b>3,269,240</b>
<b>15.00</b>	<b>Dividend Income Receipts from Shares</b>		
	Dividend Income Receipts from Shares	422,174	387,232
		<b>422,174</b>	<b>387,232</b>
<b>16.00</b>	<b>Interest Income from Bank Deposits</b>		
	STD A/C Maintained with State owned Bank & FI	8,898,324	3,657,098
	STD A/C Maintained with Private Bank & FI	1,519,345	105,433
	FDR Maintained with State owned Bank & FI	66,125,000	13,145,121
	FDR Maintained with Private Bank & FI	2	787,500
		<b>76,542,671</b>	<b>17,695,152</b>
<b>17.00</b>	<b>Other Operating Income:</b>		
	LA Fee/Loan Process Fee	17,251,802	15,484,033
	Search Fee	-	-
	Appraisal Fee	-	1,000
	Sale Proceeds of Loan Application Form	10,045,244	9,190,545
	Sale Proceeds of Pass Book	649,219	778,494
	Sale Proceeds of Tender Schedule	7,000	18,000
	Sale Proceeds of Cheque Book	109,915	125,908
	Profit on Sale Proceeds of Fixed Assets	-	-
	Rent Receipt	13,940	18,260

Notes	Particulars	Amount in Taka	
		June 30, 2023	June 30, 2022
	Remittance Income	-	150,421
	Donation Received	-	-
	Recovery from Write off Loan	2,837,341	2,501,826
	Miscellaneous Income	5,097,903	4,747,678
		<b>36,012,364</b>	<b>33,016,165</b>
<b>18.00</b>	<b>Salaries &amp; Allowances:</b>		
	Salary ( Officer)	282,219,520	274,975,349
	Salary (Staff)	17,245,732	17,765,692
	Wages(Temporary Staff)	33,546,165	27,962,845
	Dearness Allowance	7,800	28,196
	House Rent / Ceiling	113,642,558	113,098,214
	Medical Allowance	12,512,548	12,854,158
	Entertainment Allowance	28,200	-
	Education Allowance	4,115,532	3,885,521
	Conveyance Allowance	90,900	101,400
	Bank Contribution to PF	-	-
	Bank Contribution to SF	51,914,231	50,575,381
	Overtime Allowance	2,855,986	3,148,514
	Recreation Allowance	9,947,160	7,095,920
	Encashment Earn Leave	14,143,668	6,907,500
	Liveries	50,600	89,700
	Festival Bonus	77,054,895	49,456,612
	Incentive Bonus/Extrait	-	-
	Hill Allowance	252,000	255,170
	Bangla Naba Barsha Allowance	4,928,340	4,901,919
	Other Allowances	982,377	613,520
		<b>625,538,212</b>	<b>573,715,610</b>

[During the current reporting period, there has been a reclassification of Bank Contribution SF, Liveries, Hill Allowance, Bangla Year Festival, Car Allowance expenses previously categorized under Salaries & Allowances & other expenses to now be classified under Salaries & Allowances. This reclassification is made to better reflect nature of expenses.]

**19.00 Rent, Taxes, Insurance's & Electricity:**

Rent on Premises	28,750,451	27,409,611
Rates & Taxes	361,409	322,743
Insurance	-	-
Lighting Charge-Electricity	2,851,236	2,763,816
Lighting Charge-Diesel	-	10,790
Gas	157,025	141,075
Water	276,150	233,307
	<b>32,396,271</b>	<b>30,881,342</b>

[During the current reporting period, there has been a reclassification of certain expenses previously categorized under Rent, Taxes to now be classified under other expenses. This reclassification is made to better reflect nature of expenses.]

It is also noted that bank's office rent agreement was expired on December'2019. Due to the landlord living abroad, the rent agreement hasn't been done yet. Though this bank has been paid the office rent in every month respectively.]

**20.00 Legal Charges:**

Court Fees	-	1,725
Legal Fees	850,483	419,922
Other Legal Expenses	-	-
	<b>850,483</b>	<b>421,647</b>

**21.00 Postage, Stamp, Tele Communication etc.:**

Postage	410,089	416,549
Stamp	2,750	-
Telephone(Office)	622,453	340,813



Notes	Particulars	Amount in Taka	
		June 30, 2023	June 30, 2022
	Telephone (Residence)	20,584	22,682
	Telephone (Mobile)	1,513,413	1,505,714
	Internet / Email	3,055,271	2,675,260
	SMS	-	-
		<b>5,624,560</b>	<b>4,961,018</b>
<b>22.00</b>	<b>Stationery, Printing &amp; Advertisement etc.:</b>		
	Printing Stationery	4,858,880	4,571,794
	Office Stationery	4,579,227	4,449,165
	Advertisement	745,914	816,045
		<b>10,184,021</b>	<b>9,837,004</b>
<b>23.00</b>	<b>Chief Executives Salary and Allowances:</b>		
	Salary	936,000	936,000
	Dearness Allowance	-	-
	House Rent	468,000	468,000
	Medical Allowance	19,500	18,000
	Domestic Allowance	-	1,260
	Entertainment Allowance	-	-
	Education Allowance	12,000	12,000
	Festival Bonus	161,722	156,000
	Incentive Bonus/ Extrait	-	-
	Bangla Nabo Barsha Allowances	15,600	15,600
	Other Allowances	-	-
		<b>1,612,822</b>	<b>1,606,860</b>

[During the current reporting period, there has been a reclassification of Superannuation & Car Maintenance Scheme expenses previously categorized under Chief Executives Salaries & other expenses to now be classified under Salary & Allowances and Other Expenses. This reclassification is made to better reflect nature of expenses.]

**24.00 Director Fees & Allowances**

Honorarium	336,000	336,000
Fees for Attending Board Meeting	264,000	669,600
Other Allowances	-	-
Expenses against Board Meeting	512,586	510,205
	<b>1,112,586</b>	<b>1,515,805</b>

[During the current reporting period, there has been a reclassification of Board Meeting Fees previously categorized under other expenses to now be classified under Director Fees & Allowances. This reclassification is made to better reflect nature of expenses]

**25.00 Auditors Fee:**

External Audit	195,500	121,250
Credit Rating	-	80,625
Actuary Firm	-	-
	<b>195,500</b>	<b>201,875</b>

[Accrual basis of accounting for audit fee is following from current year.

During the current reporting period, there has been a reclassification of Credit Rating expenses previously categorized under other expenses to now be classified under Auditors Fee. This reclassification is made to better reflect nature of expenses]

**26.00 Other Expenses:**

Training	1,261,454	1,155,478
Workshop, Seminar & Conference	955,326	2,378,310
Travelling Expenses	26,873,184	27,147,971
Lunch Subsidy	30,180,970	30,379,200
Transport Expenses	4,682,134	4,395,560
Entertainment	3,765,325	3,728,275
Business Development	1,891,476	1,874,308
Newspaper & Journal	1,289,376	1,171,202
Commission & Exchange	81,524	109,593

Notes	Particulars	Amount in Taka	
		June 30, 2023	June 30, 2022
	Bank Charge	1,919,024	1,690,283
	Remittance Expenditure	-	4,449
	Subscription & Donation	105,000	122,000
	Excise Duty	237,075	248,027
	Registration Expenses	-	92,384
	Prize & Honorarium	1,127,350	977,650
	Loss on Sale of Assets	-	55,501
	Welfare & Recreation	3,848,028	2,941,834
	Upkeep of Office Premises	-	-
	Closing Charge	1,305,000	1,322,200
	Computer Expenses	1,730,576	1,455,032
	Photocopy Expenses	1,285,221	1,079,031
	Physicians Retainer Fees	180,000	180,000
	Legal Adviser Retainer Fees	500	66,000
	Electric Bulb, Ware, Switch etc.	414,355	396,992
	Goods Transportation	297,979	309,600
	Mobile Phone, Telephone set, Ware etc.	1,800	33,546
	Washing Charge	6,840	9,035
	Recruitment Fee	-	-
	Branch Open/Transfer Expense	76,500	33,693
	Bangabandhu Education Scholarship	-	-
	Corporate Social Responsibility	202,145	1,500,000
	Generator(Oil & Servicing)	48,899	-
	Clean & Clear/Beauty Enhancement	1,200	2,280
	Miscellaneous Expenses	3,743,529	3,283,931
	Innovation Expense	400,608	592,967
	Integrity Expense	-	172,740
		<b>87,912,398</b>	<b>88,909,072</b>

[During the current reporting period, there has been a reclassification of Fuel, Transport, Car Allowance & Scheme, Loss on Sale of Assets, Washing Charge, Clean expenses previously categorized under other expenses to now be classified under Salaries Allowances, Chief Executive Salary & Allowances, Directors Fee & Auditors Fee. This reclassification is made to better reflect nature of expenses]

**27.00 Interest Paid on General Provident Fund**

Interest Paid on General Provident Fund	47,310,475	39,516,187
	<b>47,310,475</b>	<b>39,516,187</b>

**28.00 Depreciation and Repairs to Banks Assets:**

Depreciation	10,620,057	11,658,141
Repairs to Bank's property	3,857,267	4,211,428
	<b>14,477,324</b>	<b>15,869,569</b>

**29.00 Provision for Loans and Advances:**

Standard	96,406,000	86,309,000
SMA	1,759,000	1,707,000
<b>Unclassified</b>	<b>98,165,000</b>	<b>88,016,000</b>
Sub-standard	39,579,000	37,070,000
Doubtful	53,873,000	79,441,000
Bad/Loss	794,274,000	581,924,000
<b>Classified</b>	<b>887,726,000</b>	<b>698,435,000</b>
<b>Total</b>	<b>985,891,000</b>	<b>786,451,000</b>

**Provision made for Loans and Advances (Current year only)**

Provision for Unclassified Loans	10,149,000	14,547,746
Provision for Classified Loans	101,275,000	-
	<b>111,424,000</b>	<b>14,547,746</b>

Notes	Particulars	Amount in Taka	
		June 30, 2023	June 30, 2022
<b>30.00</b>	<b>Other Provisions:</b>		
	Provision for Land Purchase & Infrastructure	-	-
	Provision for Incentive Bonus/ex-gratia	35,000,000	35,000,000
	Provision for Benevolent Fund	2,000,000	2,000,000
	Death Relief Grant Fund	1,500,000	1,000,000
	Provision for Others Assets <b>Note: 30.01</b>	20,000,000	-
	Provision for unrealized Income	-	-
	Provision for Pension & Superannuation Fund	31,500,000	20,000,000
		<b>90,000,000</b>	<b>58,000,000</b>
<b>30.01</b>	<b>Provisions for Other Assets:</b>		
	Provision for Deferred Tax Liability	10,000,000	-
	Provision for Leasing Firms FDR Investment	10,000,000	-
		<b>20,000,000</b>	<b>-</b>
<b>31.00</b>	<b>Provision for Corporate Income Tax:</b>		
	Opening Balance	74,706,018	73,307,361
	<b>Add:</b> Addition during the year	48,977,543	74,706,021
	<b>Less:</b> Adjustment during the year	51,870,758	73,307,364
		<b>71,812,803</b>	<b>74,706,018</b>
	<b>Notes for Cash Flow Statement (Note-32 to Note-39)</b>		
	<b>Receipts from Other Operating Activities</b>		
<b>32.00</b>	<b>Interest Receipts in Cash</b>		
	Interest Income	1,483,779,419	1,346,543,577
	Interest income on Bank Deposits	76,542,671	17,695,152
		<b>1,560,322,090</b>	<b>1,364,238,729</b>
<b>33.00</b>	<b>Interest Payments</b>		
	Interest paid on deposits & borrowings	448,943,359	374,162,578
	Interest paid on provident fund	47,310,475	39,516,187
		<b>496,253,834</b>	<b>413,678,765</b>
<b>34.00</b>	<b>Cash Payments to Employees</b>		
	Salary and Allowances	625,538,212	573,715,610
	Chief Executives Salary and Fees	1,612,822	1,606,860
		<b>627,151,034</b>	<b>575,322,470</b>
<b>35.00</b>	<b>Cash Payments to Suppliers</b>		
	Postage, Stamp, Telecommunication etc.	5,624,560	4,961,018
	Stationery, Printings, Advertisements etc.	10,184,021	9,837,004
		<b>15,808,581</b>	<b>14,798,022</b>
<b>36.00</b>	<b>Payments for Other Operating Activities</b>		
	Rent, Taxes, Insurance, Electricity etc.	32,396,271	30,881,342
	Legal Expenses	850,483	421,647
	Directors' Fees	1,112,586	1,515,805
	Auditors' Fees	195,500	201,875
	Other Expenses	87,912,398	88,909,072
	Depreciation and repair of Bank's Assets	14,477,324	15,869,569
		<b>136,944,562</b>	<b>137,799,310</b>

**Operating Profit before changes in operating assets & liabilities**





Notes	Particulars	Amount in Taka	
		June 30, 2023	June 30, 2022
<b>37.00</b>	<b>Cash Increase/ Decrease in Other Assets (Changes)</b>		
	Accrued Interest on Deposit	(20,625,000)	118,045
	Accrued Interest on Investment	(41,869)	2,051,521
	Advance against TA	4,000	1,000
	Advance against Rent	336,430	(215,804)
	Advance Against Supply	3,917	20,720
	Cash Deposit against Income Tax	(29,500,000)	4,327,444
	Tax deducted at source	(10,719,347)	(4,743,163)
	Miscellaneous Advance	(63,512)	6,300,662
	Prepaid Expenses	460	975
	Security Money	-	94,705
	Stock of Printed stationary	1,774,393	167,176
	Protested Bills	220,173	(1,610,944)
	Inter Branch Adjustment	778,473	32,820,753
	<b>Net change in Other Assets</b>	<b>(57,831,882)</b>	<b>39,333,090</b>
<b>38.00</b>	<b>Cash Increase/ Decrease in Other Liabilities (Changes)</b>		
	General Provident Fund	56,007,333	59,060,932
	Superannuation Fund	38,245,468	15,927,969
	Benevolent Fund	886,182	(916,502)
	Death Relief Grant Fund	1,500,000	(375,000)
	Cash Excess	6,850	(24,052)
	Undisbursed Salary & Allowances	(13,170)	(88,651)
	Provision for Interest on Deposits	(1,314,770)	23,707,640
	Provision for Interest on Borrowings	68,472,221	12,991,817
	Provision for Incentive Bonus/Extrait	(23,703,417)	(67,247,018)
	Provision for Revenue Expenditure	(361,394)	(4,125,953)
	VAT, Tax & Excise Duty	(107,824)	24,056,854
	Death Risk Coverage Scheme	11,925,259	(6,948,085)
	Revolving Fund of Agro Based Industries	1,006,403	18,791
	NCC Bank Remittance Account	(263,864)	(483,349)
	Capital Expenditure Provision	(24,700)	245,000
	Sundry Account	(244,826)	15,157,575
		<b>152,015,751</b>	<b>70,957,968</b>
<b>39.00</b>	<b>Cash and Cash Equivalent</b>		
	Cash in Hand	8,668,314	12,181,153
	Balance with Other Banks & Financial Institutions	1,601,255,119	695,675,136
		<b>1,609,923,433</b>	<b>707,856,289</b>



**ANSAR-VDP UNNAYAN BANK**  
Schedule of Fixed Assets  
As at June 30, 2023

SL. No	Particulars	Cost				Rate of Dep.	Depreciation				Written Down Value as at 30.06.2023
		Balance as at June 30, 2022	Additions during the year	Disposal/ Adjustment during the year	Balance as at June 30, 2023		Balance as at June 30, 2022	Charged During the year	Disposal/ Adjustment during the year	Balance as at June 30, 2023	
1	Land	54,505,270	-	-	54,505,270	0%	-	-	-	-	54,505,270
2	Building and Structure	-	-	-	-	2.50%	-	-	-	-	-
3	Motor Vehicle	25,203,998	-	-	25,203,998	20%	843,000	-	24,360,991	-	843,007
4	Furniture & Fixture	51,596,737	1,197,622	-	52,794,359	10%	3,223,709	-	34,126,473	-	18,667,886
5	Office Equipment	36,074,894	24,000	-	36,098,894	15%	5,490,942	-	26,339,472	-	9,759,422
6	Intangible Assets (Software Purchase & Database)	3,463,505	-	-	3,463,505	20%	695,084	-	2,532,476	-	931,029
7	Electrical Equipment	5,066,344	128,379	-	5,194,723	10%	367,322	-	4,222,979	-	971,744
8	Library Book	174,829	5,675	-	180,504	10%	-	-	37,293	-	143,211
	<b>As at June 30, 2023</b>	<b>176,085,577</b>	<b>1,355,676</b>	<b>-</b>	<b>177,441,253</b>		<b>10,620,057</b>	<b>-</b>	<b>91,619,684</b>	<b>-</b>	<b>85,821,569</b>
	<b>As at June 30, 2022</b>	<b>168,706,907</b>	<b>10,334,493</b>	<b>(2,150,123)</b>	<b>176,891,277</b>		<b>(1,667,992)</b>	<b>11,658,141</b>	<b>80,962,453</b>	<b>-</b>	<b>95,928,825</b>

[During the current reporting period, there has been a transfer in between assets of Office Equipment, Software Purchase & Database, Electrical Equipment. This transfer was made to better reflect nature of assets.]



**ANSAR-VDP UNNAYAN BANK**  
Highlights of Bank's Performance  
For the year ended on June 30, 2023

SL No.	Particulars	Financial Years	
		Year ended on 30 June, 2023	Year ended on 30 June, 2022
1	Paid-Up Capital	3,444,581,700	3,400,789,800
2	Total Capital	3,657,528,519	3,608,286,101
3	Capital Surplus	1,934,102,049	2,175,576,199
4	Total Assets	19,903,427,915	17,223,378,076
5	Total Deposits	5,424,614,887	5,640,829,402
6	Total Loans and Advances	18,072,680,238	16,342,739,196
7	Credit Deposit Ratio	333.16%	289.72%
8	Profit after Provision and Tax	73,466,314	112,059,032
9	Classified Loans & Advances during the year	1,920,654,000	1,697,363,000
10	NPL Ratio	10.63%	10.39%
11	Capital Adequacy Ratio (CAR)	20.08%	21.96%
12	Liquidity Coverage Ratio (LCR)	153.79%	68.79%
13	Net Stable Funding Ratio (NSFR)	31.78%	36.55%
14	Provision kept against Loans and Advances	985,891,000	874,467,000
15	Cost of Fund (including administrative exp.)	9.21%	8.37%
16	Performing Assets	17,882,450,236	15,483,529,663
17	Non-Performing Assets	2,020,977,679	1,739,848,413
18	Return on Assets (ROA after tax)	0.37%	0.65%
19	Return on Equity (ROE after tax)	2.13%	3.30%
20	Earning per Share	2.13	3.43



Badal Chandra Debnath  
Secretary



Md. Mosaddake-Ul-Alam  
Managing Director



Major General AKM Aminul Haque  
ndc,afwc,psc,PhD  
Chairman




**ANSAR-VDP UNNAYAN BANK**


Calculation of Net worth

As at June 30, 2023

Particulars	Amount ( In Tk.)	
	June 30, 2023	June 30, 2022
<b>Cash :</b>	<b>8,668,314</b>	<b>12,181,153</b>
Cash in hand (Including foreign currency)	8,668,314	12,181,153
Balance with Bangladesh Bank and its agent banks (Including foreign currency)	-	-
<b>Balance with other banks and Financial Institutions</b>	<b>1,601,255,119</b>	<b>695,675,136</b>
Inside Bangladesh	1,601,255,119	695,675,136
Outside Bangladesh	-	-
<b>Money at call on short notice</b>	<b>-</b>	<b>-</b>
<b>Investments :</b>	<b>34,678,996</b>	<b>34,368,354</b>
Government	23,200,000	23,200,000
Others	11,478,996	11,168,354
<b>Loans and Advances:</b>	<b>18,072,680,238</b>	<b>16,342,739,196</b>
Loans, Cash Credit, Staff Advances etc.	18,072,680,238	16,342,739,196
Bills Purchased & Discounted	-	-
<b>Fixed Assets Including Premises, Furniture and Fixtures</b>	<b>85,821,569</b>	<b>95,928,824</b>
<b>Others Assets</b>	<b>100,323,679</b>	<b>42,485,413</b>
<b>Non Banking Assets</b>	<b>-</b>	<b>-</b>
<b>Total Assets-A</b>	<b>19,903,427,915</b>	<b>17,223,378,076</b>
<b>Liabilities :</b>		
Borrowings from other banks, financial institutions and agents	7,700,000,000	5,200,000,000
<b>Deposits and other accounts:</b>	<b>5,424,614,887</b>	<b>5,640,829,402</b>
Current Accounts and Other Accounts	6,492,585	7,366,372
Bills Payable	-	-
Savings Bank Deposits	880,178,181	891,281,777
Fixed Deposits	2,602,622,652	2,819,531,626
Bearer Certificates of Deposit	-	-
Other Deposits	1,935,321,469	1,922,649,627
<b>Other Liabilities</b>	<b>3,121,284,509</b>	<b>2,774,262,574</b>
<b>Total Liabilities-B</b>	<b>16,245,899,396</b>	<b>13,615,091,975</b>
<b>Net Worth=(A-B)</b>	<b>3,657,528,519</b>	<b>3,608,286,101</b>

  
Badal Chandra Debnath  
Secretary

  
Md. Mosaddake-Ul-Alam  
Managing Director

  
Major General AKM Aminul Haque  
ndc,afwc,psc,PhD  
Chairman



**ANSAR-VDP UNNAYAN BANK**  
Schedule of Risk Weighted Assets  
As on June 30, 2023

SL.No	Particulars	Cost (Tk.)	Risk Weighted	Amount (Tk.)
1	Balanced with other Financial Institutions	1,609,923,433	0%	-
2	Investment	34,678,996	0%	-
3	Loans and Advances	18,072,680,238	100%	18,072,680,238
4	Fixed assets Including premises, furniture and fixtures	85,821,569	50%	42,910,785
5	Others assets	100,323,679	100%	100,323,679
	<b>Total</b>	<b>19,903,427,915</b>		<b>18,215,914,702</b>

  
Badal Chandra Debnath  
Secretary

  
Md. Mosaddake-Ul-Alam  
Managing Director

  
Major General AKM Aminul Haque  
ndc,afwc,psc,PhD  
Chairman



**ANSAR-VDP UNNAYAN BANK**  
Key Important Ratio  
For the year ended June 30, 2023

Particulars	Notes	Amount in Taka	
		June 30, 2023	June 30, 2022
<b>1.00 Capital Adequacy Ratio (CAR)</b>			
Tier-1 & Tier-2 Capital		3,657,528,519	3,608,286,101
Total Risk Weighted Assets		18,215,914,702	16,433,189,022
		<b>20.08%</b>	<b>21.96%</b>
<b>2.00 Liquidity Coverage Ratio (LCR)</b>			
Stock of High Quality Liquid Assets	2.01	1,609,923,433	707,856,289
Total Net Cash Outflows over the next 30 Calendar Days	2.02	1,046,807,803	1,028,962,961
		<b>153.79%</b>	<b>68.79%</b>
<b>2.01 Stock of High Quality Liquid Assets</b>			
Cash in Hand		8,668,314	12,181,153
Balance with other banks and financial institutions		1,601,255,119	695,675,136
		<b>1,609,923,433</b>	<b>707,856,289</b>
<b>2.02 Total Net Cash Outflows over the next 30 Calendar Days</b>			
Repayable on demand		606,539,564	614,101,858
Repayable within 1 month		440,268,239	414,861,103
		<b>1,046,807,803</b>	<b>1,028,962,961</b>
<b>3.00 Net Stable Funding Ratio (NSFR)</b>			
Available Source of Stable Funding	3.01	4,882,478,028	5,077,114,780
Required Source of Stable Funding	3.02	15,361,778,202	13,891,328,317
		<b>31.78%</b>	<b>36.55%</b>
<b>3.01 Available Source of Stable Funding (ASF)</b>			
	<b>ASF Weight</b>		
Current Deposit	95%	6,167,956	6,998,053
Group Savings Deposit	90%	211,845,088	218,170,731
Savings Deposit	90%	153,484,318	152,143,857
Short Term Deposit	90%	10,267,463	1,594,112
FDR	90%	2,342,360,387	2,537,578,463
SDPS	90%	1,255,286,795	1,264,363,201
Khudra Sanchay Scheme	90%	396,241,415	373,374,993
Double Benefit Scheme	90%	58,432,847	57,960,636
Hajj Deposit Scheme	90%	26,037,544	27,142,400
Lakhpoti Deposit Scheme	90%	4,444,691	6,059,517
Probas Amanat	90%	424,523	580,455
Nari Amanat	90%	40,272,994	37,920,931
Bangabandhu Savings Deposit	90%	376,290,500	392,323,968
Employee Security Deposit	90%	921,508	903,462
		<b>4,882,478,028</b>	<b>5,077,114,780</b>
<b>3.02 Required Source of Stable Funding (RSF)</b>			
	<b>ASF Weight</b>		
Loans, Cash Credit, Staff Advances etc.	85%	15,361,778,202	13,891,328,317
		<b>15,361,778,202</b>	<b>13,891,328,317</b>



Badal Chandra Debnath  
Secretary



Md. Mosaddake-Ul-Alam  
Managing Director



Major General AKM Aminul Haque  
ndc,afwc,psc,PhD  
Chairman

